




50 Clear And Beautiful Comparison Tables

# 簡潔式表格設計



商業簡報網 / 韓明文 講師  
[www.pook.com.tw](http://www.pook.com.tw)

# 表格總是白底黑線？

Current liabilities	2016	2015	2014	2013
Trade accounts and notes payable	6,037,864	4,578,915	6,436,955	4,881,572
Short-term borrowings	8,453,099	7,360,778	9,011,833	7,847,311
Current maturities of long-term debts	1,987,148	2,771,866	2,118,495	2,955,081
Other accounts and notes payable	3,861,661	3,609,419	4,116,909	3,847,995
Accrued expenses	6,777,936	5,011,755	7,225,945	5,343,022
Income taxes payable	1,343,941	1,263,088	1,432,773	1,346,576
Other current liabilities	1,334,327	927,050	1,422,522	988,327
<b>Total Current Liabilities</b>	<b>29,795,976</b>	<b>25,522,871</b>	<b>31,765,432</b>	<b>27,209,884</b>

# 混亂的風格如何改善？

Current liabilities	2016	2015	2014	2013
Trade accounts and notes payable	6,037,864	4,578,915	6,436,955	4,881,572
Short-term borrowings	8,453,099	7,360,778	9,011,833	7,847,311
Current maturities of long-term debts	1,987,148	2,771,866	2,118,495	2,955,081
Other accounts and notes payable	3,861,661	3,609,419	4,116,909	3,847,995
Accrued expenses	6,777,936	5,011,755	7,225,945	5,343,022
Income taxes payable	1,343,941	1,263,088	1,432,773	1,346,576
Other current liabilities	1,334,327	927,050	1,422,522	988,327
<b>Total Current Liabilities</b>	<b>29,795,976</b>	25,522,871	31,765,432	27,209,884

## 001

<b>Current liabilities</b>	<b>2016</b>	<b>2015</b>	<b>2014</b>	<b>2013</b>
Trade accounts and notes payable	6,037,864	4,578,915	6,436,955	4,881,572
Short-term borrowings	8,453,099	7,360,778	9,011,833	7,847,311
Current maturities of long-term debts	1,987,148	2,771,866	2,118,495	2,955,081
Other accounts and notes payable	3,861,661	3,609,419	4,116,909	3,847,995
Accrued expenses	6,777,936	5,011,755	7,225,945	5,343,022
Income taxes payable	1,343,941	1,263,088	1,432,773	1,346,576
Other current liabilities	1,334,327	927,050	1,422,522	988,327
<b>Total Current Liabilities</b>	<b>29,795,976</b>	<b>25,522,871</b>	<b>31,765,432</b>	<b>27,209,884</b>

<b>Current liabilities</b>	<b>2016</b>	<b>2015</b>	<b>2014</b>	<b>2013</b>
Trade accounts and notes payable	6,037,864	4,578,915	6,436,955	4,881,572
Short-term borrowings	8,453,099	7,360,778	9,011,833	7,847,311
Current maturities of long-term debts	1,987,148	2,771,866	2,118,495	2,955,081
Other accounts and notes payable	3,861,661	3,609,419	4,116,909	3,847,995
Accrued expenses	6,777,936	5,011,755	7,225,945	5,343,022
Income taxes payable	1,343,941	1,263,088	1,432,773	1,346,576
Other current liabilities	1,334,327	927,050	1,422,522	988,327
<b>Total Current Liabilities</b>	<b>29,795,976</b>	<b>25,522,871</b>	<b>31,765,432</b>	<b>27,209,884</b>

<b>Current liabilities</b>	<b>2016</b>	<b>2015</b>	<b>2014</b>	<b>2013</b>
Trade accounts and notes payable	6,037,864	4,578,915	6,436,955	4,881,572
Short-term borrowings	8,453,099	7,360,778	9,011,833	7,847,311
Current maturities of long-term debts	1,987,148	2,771,866	2,118,495	2,955,081
Other accounts and notes payable	3,861,661	3,609,419	4,116,909	3,847,995
Accrued expenses	6,777,936	5,011,755	7,225,945	5,343,022
Income taxes payable	1,343,941	1,263,088	1,432,773	1,346,576
Other current liabilities	1,334,327	927,050	1,422,522	988,327
<b>Total Current Liabilities</b>	<b>29,795,976</b>	<b>25,522,871</b>	<b>31,765,432</b>	<b>27,209,884</b>

<b>Current liabilities</b>	<b>2016</b>	<b>2015</b>	<b>2014</b>	<b>2013</b>
Trade accounts and notes payable	6,037,864	4,578,915	6,436,955	4,881,572
Short-term borrowings	8,453,099	7,360,778	9,011,833	7,847,311
Current maturities of long-term debts	1,987,148	2,771,866	2,118,495	2,955,081
Other accounts and notes payable	3,861,661	3,609,419	4,116,909	3,847,995
Accrued expenses	6,777,936	5,011,755	7,225,945	5,343,022
Income taxes payable	1,343,941	1,263,088	1,432,773	1,346,576
Other current liabilities	1,334,327	927,050	1,422,522	988,327
<b>Total Current Liabilities</b>	<b>29,795,976</b>	<b>25,522,871</b>	<b>31,765,432</b>	<b>27,209,884</b>

<b>Current liabilities</b>	<b>2016</b>	<b>2015</b>	<b>2014</b>	<b>2013</b>
Trade accounts and notes payable	6,037,864	4,578,915	6,436,955	4,881,572
Short-term borrowings	8,453,099	7,360,778	9,011,833	7,847,311
Current maturities of long-term debts	1,987,148	2,771,866	2,118,495	2,955,081
Other accounts and notes payable	3,861,661	3,609,419	4,116,909	3,847,995
Accrued expenses	6,777,936	5,011,755	7,225,945	5,343,022
Income taxes payable	1,343,941	1,263,088	1,432,773	1,346,576
Other current liabilities	1,334,327	927,050	1,422,522	988,327
<b>Total Current Liabilities</b>	<b>29,795,976</b>	<b>25,522,871</b>	<b>31,765,432</b>	<b>27,209,884</b>



<b>Current liabilities</b>	<b>2016</b>	<b>2015</b>	<b>2014</b>	<b>2013</b>
Trade accounts and notes payable	6,037,864	4,578,915	6,436,955	4,881,572
Short-term borrowings	8,453,099	7,360,778	9,011,833	7,847,311
Current maturities of long-term debts	1,987,148	2,771,866	2,118,495	2,955,081
Other accounts and notes payable	3,861,661	3,609,419	4,116,909	3,847,995
Accrued expenses	6,777,936	5,011,755	7,225,945	5,343,022
Income taxes payable	1,343,941	1,263,088	1,432,773	1,346,576
Other current liabilities	1,334,327	927,050	1,422,522	988,327
<b>Total Current Liabilities</b>	<b>29,795,976</b>	<b>25,522,871</b>	<b>31,765,432</b>	<b>27,209,884</b>

<b>Current liabilities</b>	<b>2016</b>	<b>2015</b>	<b>2014</b>	<b>2013</b>
Trade accounts and notes payable	6,037,864	4,578,915	6,436,955	4,881,572
Short-term borrowings	8,453,099	7,360,778	9,011,833	7,847,311
Current maturities of long-term debts	1,987,148	2,771,866	2,118,495	2,955,081
Other accounts and notes payable	3,861,661	3,609,419	4,116,909	3,847,995
Accrued expenses	6,777,936	5,011,755	7,225,945	5,343,022
Income taxes payable	1,343,941	1,263,088	1,432,773	1,346,576
Other current liabilities	1,334,327	927,050	1,422,522	988,327
<b>Total Current Liabilities</b>	<b>29,795,976</b>	<b>25,522,871</b>	<b>31,765,432</b>	<b>27,209,884</b>

Current liabilities	2016	2015	2014	2013
Trade accounts and notes payable	6,037,864	4,578,915	6,436,955	4,881,572
Short-term borrowings	8,453,099	7,360,778	9,011,833	7,847,311
Current maturities of long-term debts	1,987,148	2,771,866	2,118,495	2,955,081
Other accounts and notes payable	3,861,661	3,609,419	4,116,909	3,847,995
Accrued expenses	6,777,936	5,011,755	7,225,945	5,343,022
Income taxes payable	1,343,941	1,263,088	1,432,773	1,346,576
Other current liabilities	1,334,327	927,050	1,422,522	988,327
<b>Total Current Liabilities</b>	<b>29,795,976</b>	25,522,871	31,765,432	27,209,884

<b>Current liabilities</b>	<b>2016</b>	<b>2015</b>	<b>2014</b>	<b>2013</b>
Trade accounts and notes payable	6,037,864	4,578,915	6,436,955	4,881,572
Short-term borrowings	8,453,099	7,360,778	9,011,833	7,847,311
Current maturities of long-term debts	1,987,148	2,771,866	2,118,495	2,955,081
Other accounts and notes payable	3,861,661	3,609,419	4,116,909	3,847,995
Accrued expenses	6,777,936	5,011,755	7,225,945	5,343,022
Income taxes payable	1,343,941	1,263,088	1,432,773	1,346,576
Other current liabilities	1,334,327	927,050	1,422,522	988,327
<b>Total Current Liabilities</b>	<b>29,795,976</b>	<b>25,522,871</b>	<b>31,765,432</b>	<b>27,209,884</b>

<b>Current liabilities</b>	<b>2016</b>	<b>2015</b>	<b>2014</b>	<b>2013</b>
Trade accounts and notes payable	6,037,864	4,578,915	6,436,955	4,881,572
Short-term borrowings	8,453,099	7,360,778	9,011,833	7,847,311
Current maturities of long-term debts	1,987,148	2,771,866	2,118,495	2,955,081
Other accounts and notes payable	3,861,661	3,609,419	4,116,909	3,847,995
Accrued expenses	6,777,936	5,011,755	7,225,945	5,343,022
Income taxes payable	1,343,941	1,263,088	1,432,773	1,346,576
Other current liabilities	1,334,327	927,050	1,422,522	988,327
<b>Total Current Liabilities</b>	<b>29,795,976</b>	<b>25,522,871</b>	<b>31,765,432</b>	<b>27,209,884</b>

Current liabilities	2016	2015	2014	2013
Trade accounts and notes payable	6,037,864	4,578,915	6,436,955	4,881,572
Short-term borrowings	8,453,099	7,360,778	9,011,833	7,847,311
Current maturities of long-term debts	1,987,148	2,771,866	2,118,495	2,955,081
Other accounts and notes payable	3,861,661	3,609,419	4,116,909	3,847,995
Accrued expenses	6,777,936	5,011,755	7,225,945	5,343,022
Income taxes payable	1,343,941	1,263,088	1,432,773	1,346,576
Other current liabilities	1,334,327	927,050	1,422,522	988,327
<b>Total Current Liabilities</b>	<b>29,795,976</b>	25,522,871	31,765,432	27,209,884

Current liabilities	2016	2015	2014	2013
Trade accounts and notes payable	6,037,864	4,578,915	6,436,955	4,881,572
Short-term borrowings	8,453,099	7,360,778	9,011,833	7,847,311
Current maturities of long-term debts	1,987,148	2,771,866	2,118,495	2,955,081
Other accounts and notes payable	3,861,661	3,609,419	4,116,909	3,847,995
Accrued expenses	6,777,936	5,011,755	7,225,945	5,343,022
Income taxes payable	1,343,941	1,263,088	1,432,773	1,346,576
Other current liabilities	1,334,327	927,050	1,422,522	988,327
<b>Total Current Liabilities</b>	<b>29,795,976</b>	<b>25,522,871</b>	<b>31,765,432</b>	<b>27,209,884</b>

<b>Current liabilities</b>	<b>2016</b>	<b>2015</b>	<b>2014</b>	<b>2013</b>
Trade accounts and notes payable	6,037,864	4,578,915	6,436,955	4,881,572
Short-term borrowings	8,453,099	7,360,778	9,011,833	7,847,311
Current maturities of long-term debts	1,987,148	2,771,866	2,118,495	2,955,081
Other accounts and notes payable	3,861,661	3,609,419	4,116,909	3,847,995
Accrued expenses	6,777,936	5,011,755	7,225,945	5,343,022
Income taxes payable	1,343,941	1,263,088	1,432,773	1,346,576
Other current liabilities	1,334,327	927,050	1,422,522	988,327
<b>Total Current Liabilities</b>	<b>29,795,976</b>	<b>25,522,871</b>	<b>31,765,432</b>	<b>27,209,884</b>



<b>Current liabilities</b>	<b>2016</b>	<b>2015</b>	<b>2014</b>	<b>2013</b>
Trade accounts and notes payable	6,037,864	4,578,915	6,436,955	4,881,572
Short-term borrowings	8,453,099	7,360,778	9,011,833	7,847,311
Current maturities of long-term debts	1,987,148	2,771,866	2,118,495	2,955,081
Other accounts and notes payable	3,861,661	3,609,419	4,116,909	3,847,995
Accrued expenses	6,777,936	5,011,755	7,225,945	5,343,022
Income taxes payable	1,343,941	1,263,088	1,432,773	1,346,576
Other current liabilities	1,334,327	927,050	1,422,522	988,327
<b>Total Current Liabilities</b>	<b>29,795,976</b>	<b>25,522,871</b>	<b>31,765,432</b>	<b>27,209,884</b>

Current liabilities	2016	2015	2014	2013
Trade accounts and notes payable	6,037,864	4,578,915	6,436,955	4,881,572
Short-term borrowings	8,453,099	7,360,778	9,011,833	7,847,311
Current maturities of long-term debts	1,987,148	2,771,866	2,118,495	2,955,081
Other accounts and notes payable	3,861,661	3,609,419	4,116,909	3,847,995
Accrued expenses	6,777,936	5,011,755	7,225,945	5,343,022
Income taxes payable	1,343,941	1,263,088	1,432,773	1,346,576
Other current liabilities	1,334,327	927,050	1,422,522	988,327
<b>Total Current Liabilities</b>	<b>29,795,976</b>	25,522,871	31,765,432	27,209,884

Current liabilities	2016	2015	2014	2013
Trade accounts and notes payable	6,037,864	4,578,915	6,436,955	4,881,572
Short-term borrowings	8,453,099	7,360,778	9,011,833	7,847,311
Current maturities of long-term debts	1,987,148	2,771,866	2,118,495	2,955,081
Other accounts and notes payable	3,861,661	3,609,419	4,116,909	3,847,995
Accrued expenses	6,777,936	5,011,755	7,225,945	5,343,022
Income taxes payable	1,343,941	1,263,088	1,432,773	1,346,576
Other current liabilities	1,334,327	927,050	1,422,522	988,327
<b>Total Current Liabilities</b>	<b>29,795,976</b>	<b>25,522,871</b>	<b>31,765,432</b>	<b>27,209,884</b>

<b>Current liabilities</b>	<b>2016</b>	<b>2015</b>	<b>2014</b>	<b>2013</b>
Trade accounts and notes payable	6,037,864	4,578,915	6,436,955	4,881,572
Short-term borrowings	8,453,099	7,360,778	9,011,833	7,847,311
Current maturities of long-term debts	1,987,148	2,771,866	2,118,495	2,955,081
Other accounts and notes payable	3,861,661	3,609,419	4,116,909	3,847,995
Accrued expenses	6,777,936	5,011,755	7,225,945	5,343,022
Income taxes payable	1,343,941	1,263,088	1,432,773	1,346,576
Other current liabilities	1,334,327	927,050	1,422,522	988,327
<b>Total Current Liabilities</b>	<b>29,795,976</b>	<b>25,522,871</b>	<b>31,765,432</b>	<b>27,209,884</b>

<b>Current liabilities</b>	<b>2016</b>	<b>2015</b>	<b>2014</b>	<b>2013</b>
Trade accounts and notes payable	6,037,864	4,578,915	6,436,955	4,881,572
Short-term borrowings	8,453,099	7,360,778	9,011,833	7,847,311
Current maturities of long-term debts	1,987,148	2,771,866	2,118,495	2,955,081
Other accounts and notes payable	3,861,661	3,609,419	4,116,909	3,847,995
Accrued expenses	6,777,936	5,011,755	7,225,945	5,343,022
Income taxes payable	1,343,941	1,263,088	1,432,773	1,346,576
Other current liabilities	1,334,327	927,050	1,422,522	988,327
<b>Total Current Liabilities</b>	<b>29,795,976</b>	<b>25,522,871</b>	<b>31,765,432</b>	<b>27,209,884</b>

Current liabilities	2016	2015	2014	2013
Trade accounts and notes payable	6,037,864	4,578,915	6,436,955	4,881,572
Short-term borrowings	8,453,099	7,360,778	9,011,833	7,847,311
Current maturities of long-term debts	1,987,148	2,771,866	2,118,495	2,955,081
Other accounts and notes payable	3,861,661	3,609,419	4,116,909	3,847,995
Accrued expenses	6,777,936	5,011,755	7,225,945	5,343,022
Income taxes payable	1,343,941	1,263,088	1,432,773	1,346,576
Other current liabilities	1,334,327	927,050	1,422,522	988,327
<b>Total Current Liabilities</b>	<b>29,795,976</b>	<b>25,522,871</b>	<b>31,765,432</b>	<b>27,209,884</b>

# 020

Current liabilities	2016	2015	2014	2013
Trade accounts and notes payable	6,037,864	4,578,915	6,436,955	4,881,572
Short-term borrowings	8,453,099	7,360,778	9,011,833	7,847,311
Current maturities of long-term debts	1,987,148	2,771,866	2,118,495	2,955,081
Other accounts and notes payable	3,861,661	3,609,419	4,116,909	3,847,995
Accrued expenses	6,777,936	5,011,755	7,225,945	5,343,022
Income taxes payable	1,343,941	1,263,088	1,432,773	1,346,576
Other current liabilities	1,334,327	927,050	1,422,522	988,327
<b>Total Current Liabilities</b>	<b>29,795,976</b>	25,522,871	31,765,432	27,209,884

<b>Current liabilities</b>	<b>2016</b>	<b>2015</b>	<b>2014</b>	<b>2013</b>
Trade accounts and notes payable	6,037,864	4,578,915	6,436,955	4,881,572
Short-term borrowings	8,453,099	7,360,778	9,011,833	7,847,311
Current maturities of long-term debts	1,987,148	2,771,866	2,118,495	2,955,081
Other accounts and notes payable	3,861,661	3,609,419	4,116,909	3,847,995
Accrued expenses	6,777,936	5,011,755	7,225,945	5,343,022
Income taxes payable	1,343,941	1,263,088	1,432,773	1,346,576
Other current liabilities	1,334,327	927,050	1,422,522	988,327
<b>Total Current Liabilities</b>	<b>29,795,976</b>	<b>25,522,871</b>	<b>31,765,432</b>	<b>27,209,884</b>



Current liabilities	2016	2015	2014	2013
Trade accounts and notes payable	<b>6,037,864</b>	4,578,915	6,436,955	4,881,572
Short-term borrowings	<b>8,453,099</b>	7,360,778	9,011,833	7,847,311
Current maturities of long-term debts	<b>1,987,148</b>	2,771,866	2,118,495	2,955,081
Other accounts and notes payable	<b>3,861,661</b>	3,609,419	4,116,909	3,847,995
Accrued expenses	<b>6,777,936</b>	5,011,755	7,225,945	5,343,022
Income taxes payable	<b>1,343,941</b>	1,263,088	1,432,773	1,346,576
Other current liabilities	<b>1,334,327</b>	927,050	1,422,522	988,327
<b>Total Current Liabilities</b>	<b>29,795,976</b>	25,522,871	31,765,432	27,209,884

Current liabilities	2016	2015	2014	2013
Trade accounts and notes payable	<b>6,037,864</b>	4,578,915	6,436,955	4,881,572
Short-term borrowings	<b>8,453,099</b>	7,360,778	9,011,833	7,847,311
Current maturities of long-term debts	<b>1,987,148</b>	2,771,866	2,118,495	2,955,081
Other accounts and notes payable	<b>3,861,661</b>	3,609,419	4,116,909	3,847,995
Accrued expenses	<b>6,777,936</b>	5,011,755	7,225,945	5,343,022
Income taxes payable	<b>1,343,941</b>	1,263,088	1,432,773	1,346,576
Other current liabilities	<b>1,334,327</b>	927,050	1,422,522	988,327
<b>Total Current Liabilities</b>	<b>29,795,976</b>	25,522,871	31,765,432	27,209,884

<b>Current liabilities</b>	<b>2016</b>	<b>2015</b>	<b>2014</b>	<b>2013</b>
Trade accounts and notes payable	6,037,864	4,578,915	6,436,955	4,881,572
Short-term borrowings	8,453,099	7,360,778	9,011,833	7,847,311
Current maturities of long-term debts	1,987,148	2,771,866	2,118,495	2,955,081
Other accounts and notes payable	3,861,661	3,609,419	4,116,909	3,847,995
Accrued expenses	6,777,936	5,011,755	7,225,945	5,343,022
Income taxes payable	1,343,941	1,263,088	1,432,773	1,346,576
Other current liabilities	1,334,327	927,050	1,422,522	988,327
<b>Total Current Liabilities</b>	<b>29,795,976</b>	<b>25,522,871</b>	<b>31,765,432</b>	<b>27,209,884</b>

<b>Current liabilities</b>	<b>2016</b>	<b>2015</b>	<b>2014</b>	<b>2013</b>
Trade accounts and notes payable	6,037,864	4,578,915	6,436,955	4,881,572
Short-term borrowings	8,453,099	7,360,778	9,011,833	7,847,311
Current maturities of long-term debts	1,987,148	2,771,866	2,118,495	2,955,081
Other accounts and notes payable	3,861,661	3,609,419	4,116,909	3,847,995
Accrued expenses	6,777,936	5,011,755	7,225,945	5,343,022
Income taxes payable	1,343,941	1,263,088	1,432,773	1,346,576
Other current liabilities	1,334,327	927,050	1,422,522	988,327
<b>Total Current Liabilities</b>	<b>29,795,976</b>	<b>25,522,871</b>	<b>31,765,432</b>	<b>27,209,884</b>

Current liabilities	2016	2015	2014	2013
Trade accounts and notes payable	6,037,864	4,578,915	6,436,955	4,881,572
Short-term borrowings	8,453,099	7,360,778	9,011,833	7,847,311
Current maturities of long-term debts	1,987,148	2,771,866	2,118,495	2,955,081
Other accounts and notes payable	3,861,661	3,609,419	4,116,909	3,847,995
Accrued expenses	6,777,936	5,011,755	7,225,945	5,343,022
Income taxes payable	1,343,941	1,263,088	1,432,773	1,346,576
Other current liabilities	1,334,327	927,050	1,422,522	988,327
<b>Total Current Liabilities</b>	<b>29,795,976</b>	25,522,871	31,765,432	27,209,884

<b>Current liabilities</b>	<b>2016</b>	<b>2015</b>	<b>2014</b>	<b>2013</b>
Trade accounts and notes payable	6,037,864	4,578,915	6,436,955	4,881,572
Short-term borrowings	8,453,099	7,360,778	9,011,833	7,847,311
Current maturities of long-term debts	1,987,148	2,771,866	2,118,495	2,955,081
Other accounts and notes payable	3,861,661	3,609,419	4,116,909	3,847,995
Accrued expenses	6,777,936	5,011,755	7,225,945	5,343,022
Income taxes payable	1,343,941	1,263,088	1,432,773	1,346,576
Other current liabilities	1,334,327	927,050	1,422,522	988,327
<b>Total Current Liabilities</b>	<b>29,795,976</b>	<b>25,522,871</b>	<b>31,765,432</b>	<b>27,209,884</b>

Current liabilities	2016	2015	2014	2013
Trade accounts and notes payable	6,037,864	4,578,915	6,436,955	4,881,572
Short-term borrowings	8,453,099	7,360,778	9,011,833	7,847,311
Current maturities of long-term debts	1,987,148	2,771,866	2,118,495	2,955,081
Other accounts and notes payable	3,861,661	3,609,419	4,116,909	3,847,995
Accrued expenses	6,777,936	5,011,755	7,225,945	5,343,022
Income taxes payable	1,343,941	1,263,088	1,432,773	1,346,576
Other current liabilities	1,334,327	927,050	1,422,522	988,327
<b>Total Current Liabilities</b>	<b>29,795,976</b>	<b>25,522,871</b>	<b>31,765,432</b>	<b>27,209,884</b>

Current liabilities	2016	2015	2014	2013
Trade accounts and notes payable	6,037,864	4,578,915	6,436,955	4,881,572
Short-term borrowings	8,453,099	7,360,778	9,011,833	7,847,311
Current maturities of long-term debts	1,987,148	2,771,866	2,118,495	2,955,081
Other accounts and notes payable	3,861,661	3,609,419	4,116,909	3,847,995
Accrued expenses	6,777,936	5,011,755	7,225,945	5,343,022
Income taxes payable	1,343,941	1,263,088	1,432,773	1,346,576
Other current liabilities	1,334,327	927,050	1,422,522	988,327
<b>Total Current Liabilities</b>	<b>29,795,976</b>	<b>25,522,871</b>	<b>31,765,432</b>	<b>27,209,884</b>



Current liabilities	2016	2015	2014	2013
Trade accounts and notes payable	6,037,864	4,578,915	6,436,955	4,881,572
Short-term borrowings	8,453,099	7,360,778	9,011,833	7,847,311
Current maturities of long-term debts	1,987,148	2,771,866	2,118,495	2,955,081
Other accounts and notes payable	3,861,661	3,609,419	4,116,909	3,847,995
Accrued expenses	6,777,936	5,011,755	7,225,945	5,343,022
Income taxes payable	1,343,941	1,263,088	1,432,773	1,346,576
Other current liabilities	1,334,327	927,050	1,422,522	988,327
<b>Total Current Liabilities</b>	<b>29,795,976</b>	<b>25,522,871</b>	<b>31,765,432</b>	<b>27,209,884</b>

<b>Current liabilities</b>	<b>2016</b>	<b>2015</b>	<b>2014</b>	<b>2013</b>
Trade accounts and notes payable	6,037,864	4,578,915	6,436,955	4,881,572
Short-term borrowings	8,453,099	7,360,778	9,011,833	7,847,311
Current maturities of long-term debts	1,987,148	2,771,866	2,118,495	2,955,081
Other accounts and notes payable	3,861,661	3,609,419	4,116,909	3,847,995
Accrued expenses	6,777,936	5,011,755	7,225,945	5,343,022
Income taxes payable	1,343,941	1,263,088	1,432,773	1,346,576
Other current liabilities	1,334,327	927,050	1,422,522	988,327
<b>Total Current Liabilities</b>	<b>29,795,976</b>	<b>25,522,871</b>	<b>31,765,432</b>	<b>27,209,884</b>

<b>Current liabilities</b>	<b>2016</b>	<b>2015</b>	<b>2014</b>	<b>2013</b>
Trade accounts and notes payable	<b>6,037,864</b>	4,578,915	6,436,955	4,881,572
Short-term borrowings	<b>8,453,099</b>	7,360,778	9,011,833	7,847,311
Current maturities of long-term debts	<b>1,987,148</b>	2,771,866	2,118,495	2,955,081
Other accounts and notes payable	<b>3,861,661</b>	3,609,419	4,116,909	3,847,995
Accrued expenses	<b>6,777,936</b>	5,011,755	7,225,945	5,343,022
Income taxes payable	<b>1,343,941</b>	1,263,088	1,432,773	1,346,576
Other current liabilities	<b>1,334,327</b>	927,050	1,422,522	988,327
<b>Total Current Liabilities</b>	<b>29,795,976</b>	25,522,871	31,765,432	27,209,884

<b>Current liabilities</b>	<b>2016</b>	<b>2015</b>	<b>2014</b>	<b>2013</b>
Trade accounts and notes payable	6,037,864	4,578,915	6,436,955	4,881,572
Short-term borrowings	8,453,099	7,360,778	9,011,833	7,847,311
Current maturities of long-term debts	1,987,148	2,771,866	2,118,495	2,955,081
Other accounts and notes payable	3,861,661	3,609,419	4,116,909	3,847,995
Accrued expenses	6,777,936	5,011,755	7,225,945	5,343,022
Income taxes payable	1,343,941	1,263,088	1,432,773	1,346,576
Other current liabilities	1,334,327	927,050	1,422,522	988,327
<b>Total Current Liabilities</b>	<b>29,795,976</b>	<b>25,522,871</b>	<b>31,765,432</b>	<b>27,209,884</b>

Current liabilities	2016	2015	2014	2013
Trade accounts and notes payable	6,037,864	4,578,915	6,436,955	4,881,572
Short-term borrowings	8,453,099	7,360,778	9,011,833	7,847,311
Current maturities of long-term debts	1,987,148	2,771,866	2,118,495	2,955,081
Other accounts and notes payable	3,861,661	3,609,419	4,116,909	3,847,995
Accrued expenses	6,777,936	5,011,755	7,225,945	5,343,022
Income taxes payable	1,343,941	1,263,088	1,432,773	1,346,576
Other current liabilities	1,334,327	927,050	1,422,522	988,327
<b>Total Current Liabilities</b>	<b>29,795,976</b>	<b>25,522,871</b>	<b>31,765,432</b>	<b>27,209,884</b>

<b>Current liabilities</b>	<b>2016</b>	<b>2015</b>	<b>2014</b>	<b>2013</b>
Trade accounts and notes payable	6,037,864	4,578,915	6,436,955	4,881,572
Short-term borrowings	8,453,099	7,360,778	9,011,833	7,847,311
Current maturities of long-term debts	1,987,148	2,771,866	2,118,495	2,955,081
Other accounts and notes payable	3,861,661	3,609,419	4,116,909	3,847,995
Accrued expenses	6,777,936	5,011,755	7,225,945	5,343,022
Income taxes payable	1,343,941	1,263,088	1,432,773	1,346,576
Other current liabilities	1,334,327	927,050	1,422,522	988,327
<b>Total Current Liabilities</b>	<b>29,795,976</b>	<b>25,522,871</b>	<b>31,765,432</b>	<b>27,209,884</b>

Current liabilities	2016	2015	2014	2013
Trade accounts and notes payable	<b>6,037,864</b>	4,578,915	6,436,955	4,881,572
Short-term borrowings	<b>8,453,099</b>	7,360,778	9,011,833	7,847,311
Current maturities of long-term debts	<b>1,987,148</b>	2,771,866	2,118,495	2,955,081
Other accounts and notes payable	<b>3,861,661</b>	3,609,419	4,116,909	3,847,995
Accrued expenses	<b>6,777,936</b>	5,011,755	7,225,945	5,343,022
Income taxes payable	<b>1,343,941</b>	1,263,088	1,432,773	1,346,576
Other current liabilities	<b>1,334,327</b>	927,050	1,422,522	988,327
<b>Total Current Liabilities</b>	<b>29,795,976</b>	25,522,871	31,765,432	27,209,884

Current liabilities	2016	2015	2014	2013
Trade accounts and notes payable	<b>6,037,864</b>	4,578,915	6,436,955	4,881,572
Short-term borrowings	<b>8,453,099</b>	7,360,778	9,011,833	7,847,311
Current maturities of long-term debts	<b>1,987,148</b>	2,771,866	2,118,495	2,955,081
Other accounts and notes payable	<b>3,861,661</b>	3,609,419	4,116,909	3,847,995
Accrued expenses	<b>6,777,936</b>	5,011,755	7,225,945	5,343,022
Income taxes payable	<b>1,343,941</b>	1,263,088	1,432,773	1,346,576
Other current liabilities	<b>1,334,327</b>	927,050	1,422,522	988,327
<b>Total Current Liabilities</b>	<b>29,795,976</b>	25,522,871	31,765,432	27,209,884



Current liabilities	2016	2015	2014	2013
Trade accounts and notes payable	6,037,864	4,578,915	6,436,955	4,881,572
Short-term borrowings	8,453,099	7,360,778	9,011,833	7,847,311
Current maturities of long-term debts	1,987,148	2,771,866	2,118,495	2,955,081
Other accounts and notes payable	3,861,661	3,609,419	4,116,909	3,847,995
Accrued expenses	6,777,936	5,011,755	7,225,945	5,343,022
Income taxes payable	1,343,941	1,263,088	1,432,773	1,346,576
Other current liabilities	1,334,327	927,050	1,422,522	988,327
<b>Total Current Liabilities</b>	<b>29,795,976</b>	<b>25,522,871</b>	<b>31,765,432</b>	<b>27,209,884</b>

Current liabilities	2016	2015	2014	2013
Trade accounts and notes payable	<b>6,037,864</b>	4,578,915	6,436,955	4,881,572
Short-term borrowings	<b>8,453,099</b>	7,360,778	9,011,833	7,847,311
Current maturities of long-term debts	<b>1,987,148</b>	2,771,866	2,118,495	2,955,081
Other accounts and notes payable	<b>3,861,661</b>	3,609,419	4,116,909	3,847,995
Accrued expenses	<b>6,777,936</b>	5,011,755	7,225,945	5,343,022
Income taxes payable	<b>1,343,941</b>	1,263,088	1,432,773	1,346,576
Other current liabilities	<b>1,334,327</b>	927,050	1,422,522	988,327
<b>Total Current Liabilities</b>	<b>29,795,976</b>	25,522,871	31,765,432	27,209,884

<b>Current liabilities</b>	<b>2016</b>	<b>2015</b>	<b>2014</b>	<b>2013</b>
Trade accounts and notes payable	6,037,864	4,578,915	6,436,955	4,881,572
Short-term borrowings	8,453,099	7,360,778	9,011,833	7,847,311
Current maturities of long-term debts	1,987,148	2,771,866	2,118,495	2,955,081
Other accounts and notes payable	3,861,661	3,609,419	4,116,909	3,847,995
Accrued expenses	6,777,936	5,011,755	7,225,945	5,343,022
Income taxes payable	1,343,941	1,263,088	1,432,773	1,346,576
Other current liabilities	1,334,327	927,050	1,422,522	988,327
<b>Total Current Liabilities</b>	<b>29,795,976</b>	<b>25,522,871</b>	<b>31,765,432</b>	<b>27,209,884</b>

<b>Current liabilities</b>	<b>2016</b>	<b>2015</b>	<b>2014</b>	<b>2013</b>
Trade accounts and notes payable	<b>6,037,864</b>	4,578,915	6,436,955	4,881,572
Short-term borrowings	<b>8,453,099</b>	7,360,778	9,011,833	7,847,311
Current maturities of long-term debts	<b>1,987,148</b>	2,771,866	2,118,495	2,955,081
Other accounts and notes payable	<b>3,861,661</b>	3,609,419	4,116,909	3,847,995
Accrued expenses	<b>6,777,936</b>	5,011,755	7,225,945	5,343,022
Income taxes payable	<b>1,343,941</b>	1,263,088	1,432,773	1,346,576
Other current liabilities	<b>1,334,327</b>	927,050	1,422,522	988,327
<b>Total Current Liabilities</b>	<b>29,795,976</b>	<b>25,522,871</b>	<b>31,765,432</b>	<b>27,209,884</b>

Current liabilities	2016	2015	2014	2013
Trade accounts and notes payable	6,037,864	4,578,915	6,436,955	4,881,572
Short-term borrowings	8,453,099	7,360,778	9,011,833	7,847,311
Current maturities of long-term debts	1,987,148	2,771,866	2,118,495	2,955,081
Other accounts and notes payable	3,861,661	3,609,419	4,116,909	3,847,995
Accrued expenses	6,777,936	5,011,755	7,225,945	5,343,022
Income taxes payable	1,343,941	1,263,088	1,432,773	1,346,576
Other current liabilities	1,334,327	927,050	1,422,522	988,327
<b>Total Current Liabilities</b>	<b>29,795,976</b>	<b>25,522,871</b>	<b>31,765,432</b>	<b>27,209,884</b>

<b>Current liabilities</b>	<b>2016</b>	<b>2015</b>	<b>2014</b>	<b>2013</b>
Trade accounts and notes payable	6,037,864	4,578,915	6,436,955	4,881,572
Short-term borrowings	8,453,099	7,360,778	9,011,833	7,847,311
Current maturities of long-term debts	1,987,148	2,771,866	2,118,495	2,955,081
Other accounts and notes payable	3,861,661	3,609,419	4,116,909	3,847,995
Accrued expenses	6,777,936	5,011,755	7,225,945	5,343,022
Income taxes payable	1,343,941	1,263,088	1,432,773	1,346,576
Other current liabilities	1,334,327	927,050	1,422,522	988,327
<b>Total Current Liabilities</b>	<b>29,795,976</b>	<b>25,522,871</b>	<b>31,765,432</b>	<b>27,209,884</b>

<b>Current liabilities</b>	<b>2016</b>	<b>2015</b>	<b>2014</b>	<b>2013</b>
Trade accounts and notes payable	6,037,864	4,578,915	6,436,955	4,881,572
Short-term borrowings	8,453,099	7,360,778	9,011,833	7,847,311
Current maturities of long-term debts	1,987,148	2,771,866	2,118,495	2,955,081
Other accounts and notes payable	3,861,661	3,609,419	4,116,909	3,847,995
Accrued expenses	6,777,936	5,011,755	7,225,945	5,343,022
Income taxes payable	1,343,941	1,263,088	1,432,773	1,346,576
Other current liabilities	1,334,327	927,050	1,422,522	988,327
<b>Total Current Liabilities</b>	<b>29,795,976</b>	<b>25,522,871</b>	<b>31,765,432</b>	<b>27,209,884</b>

Current liabilities	2016	2015	2014	2013
Trade accounts and notes payable	<b>6,037,864</b>	4,578,915	6,436,955	4,881,572
Short-term borrowings	<b>8,453,099</b>	7,360,778	9,011,833	7,847,311
Current maturities of long-term debts	<b>1,987,148</b>	2,771,866	2,118,495	2,955,081
Other accounts and notes payable	<b>3,861,661</b>	3,609,419	4,116,909	3,847,995
Accrued expenses	<b>6,777,936</b>	5,011,755	7,225,945	5,343,022
Income taxes payable	<b>1,343,941</b>	1,263,088	1,432,773	1,346,576
Other current liabilities	<b>1,334,327</b>	927,050	1,422,522	988,327
<b>Total Current Liabilities</b>	<b>29,795,976</b>	25,522,871	31,765,432	27,209,884



<b>Current liabilities</b>	<b>2016</b>	<b>2015</b>	<b>2014</b>	<b>2013</b>
Trade accounts and notes payable	<b>6,037,864</b>	4,578,915	6,436,955	4,881,572
Short-term borrowings	<b>8,453,099</b>	7,360,778	9,011,833	7,847,311
Current maturities of long-term debts	<b>1,987,148</b>	2,771,866	2,118,495	2,955,081
Other accounts and notes payable	<b>3,861,661</b>	3,609,419	4,116,909	3,847,995
Accrued expenses	<b>6,777,936</b>	5,011,755	7,225,945	5,343,022
Income taxes payable	<b>1,343,941</b>	1,263,088	1,432,773	1,346,576
Other current liabilities	<b>1,334,327</b>	927,050	1,422,522	988,327
<b>Total Current Liabilities</b>	<b>29,795,976</b>	<b>25,522,871</b>	<b>31,765,432</b>	<b>27,209,884</b>

<b>Current liabilities</b>	<b>2016</b>	<b>2015</b>	<b>2014</b>	<b>2013</b>
Trade accounts and notes payable	<b>6,037,864</b>	4,578,915	6,436,955	4,881,572
Short-term borrowings	<b>8,453,099</b>	7,360,778	9,011,833	7,847,311
Current maturities of long-term debts	<b>1,987,148</b>	2,771,866	2,118,495	2,955,081
Other accounts and notes payable	<b>3,861,661</b>	3,609,419	4,116,909	3,847,995
Accrued expenses	<b>6,777,936</b>	5,011,755	7,225,945	5,343,022
Income taxes payable	<b>1,343,941</b>	1,263,088	1,432,773	1,346,576
Other current liabilities	<b>1,334,327</b>	927,050	1,422,522	988,327
<b>Total Current Liabilities</b>	<b>29,795,976</b>	<b>25,522,871</b>	<b>31,765,432</b>	<b>27,209,884</b>

Current liabilities	2016	2015	2014	2013
Trade accounts and notes payable	<b>6,037,864</b>	4,578,915	6,436,955	4,881,572
Short-term borrowings	<b>8,453,099</b>	7,360,778	9,011,833	7,847,311
Current maturities of long-term debts	<b>1,987,148</b>	2,771,866	2,118,495	2,955,081
Other accounts and notes payable	<b>3,861,661</b>	3,609,419	4,116,909	3,847,995
Accrued expenses	<b>6,777,936</b>	5,011,755	7,225,945	5,343,022
Income taxes payable	<b>1,343,941</b>	1,263,088	1,432,773	1,346,576
Other current liabilities	<b>1,334,327</b>	927,050	1,422,522	988,327
<b>Total Current Liabilities</b>	<b>29,795,976</b>	25,522,871	31,765,432	27,209,884

<b>Current liabilities</b>	<b>2016</b>	<b>2015</b>	<b>2014</b>	<b>2013</b>
Trade accounts and notes payable	<b>6,037,864</b>	4,578,915	6,436,955	4,881,572
Short-term borrowings	<b>8,453,099</b>	7,360,778	9,011,833	7,847,311
Current maturities of long-term debts	<b>1,987,148</b>	2,771,866	2,118,495	2,955,081
Other accounts and notes payable	<b>3,861,661</b>	3,609,419	4,116,909	3,847,995
Accrued expenses	<b>6,777,936</b>	5,011,755	7,225,945	5,343,022
Income taxes payable	<b>1,343,941</b>	1,263,088	1,432,773	1,346,576
Other current liabilities	<b>1,334,327</b>	927,050	1,422,522	988,327
<b>Total Current Liabilities</b>	<b>29,795,976</b>	<b>25,522,871</b>	<b>31,765,432</b>	<b>27,209,884</b>

Current liabilities	2016	2015	2014	2013
Trade accounts and notes payable	6,037,864	4,578,915	6,436,955	4,881,572
Short-term borrowings	8,453,099	7,360,778	9,011,833	7,847,311
Current maturities of long-term debts	1,987,148	2,771,866	2,118,495	2,955,081
Other accounts and notes payable	3,861,661	3,609,419	4,116,909	3,847,995
Accrued expenses	6,777,936	5,011,755	7,225,945	5,343,022
Income taxes payable	1,343,941	1,263,088	1,432,773	1,346,576
Other current liabilities	1,334,327	927,050	1,422,522	988,327
<b>Total Current Liabilities</b>	<b>29,795,976</b>	<b>25,522,871</b>	<b>31,765,432</b>	<b>27,209,884</b>



歡迎加入商業簡報網

粉絲專頁



# 講師簡介

韓明文

商業簡報網站長

暢銷書作者

專職簡報企管講師

500大企業指定簡報講師

鼎新電腦知識學院特聘講師

信瑞企管特聘講師



# 課程內容



簡報製作原則

邏輯性簡報建構法

十倍速簡報製作

商業簡報KPI

商業簡報整合技巧

STP技術性簡報法

高階簡報製作

商業圖表活用術

商業圖解技巧

企劃2.0



# 商業簡報網 韓明文

**M** 0930-096593

**B** 簡單X簡報、企劃+、圖表+、簡報+

**W** [www.pook.com.tw](http://www.pook.com.tw)

**E** [mwhan@pook.com.tw](mailto:mwhan@pook.com.tw)