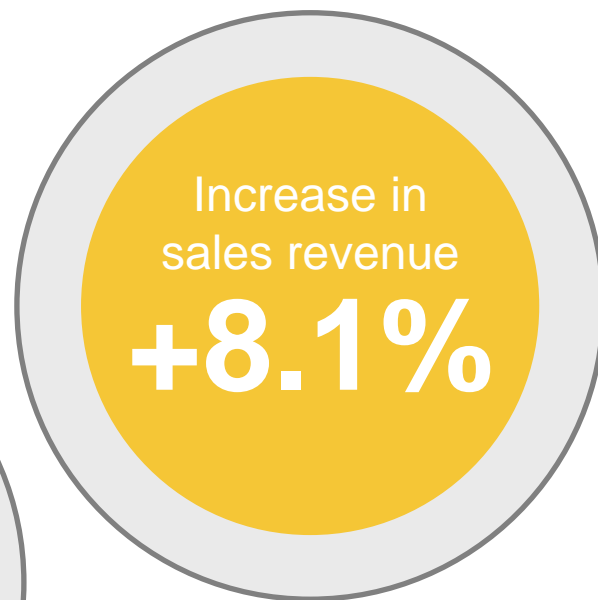


數字看板



Increase income
on previous year

+32.5%

Increase in
current assets

+13.8%

Increase
income

+12.1%

Increase in
sales revenue

+18.9%

+8.1%

Increase in sales revenue
on previous year

+10.7%

Increase income
on previous year

+32.5%

Increase in current
assets on previous year

+8.1%

Increase income on previous year

+10.7%


Increase in sales revenue on previous year

+32.5%

Increase in current assets on previous year

+8.1%

Increase in sales revenue on previous year



+8.1%

Increase
income

+10.7%

Increase in
sales revenue

+32.5%

Increase in
current assets

+8.1%

Increase
income

+10.7%

Increase in
sales revenue

+32.5%

Increase in
current assets

+8.1%

Increase
income

+8.1%

Increase income on
previous year

+10.7%

Increase in sales revenue on
previous year

+32.5%

Increase in current assets
on previous year

+8.1%

Increase income on
previous year

+8.1%

Increase income on previous year

+10.7%

Increase in sales revenue on previous year

+5.5%

Increase income

+5.5%

Increase income

+5.5%

Increase income

+6.7%

Increase in assets

+8.1%

Increase in sales revenue

+10.7%

Increase in sales revenue on previous year

+6.7%

Increase in assets

+8.1%
Increase income
on previous year

+32.5%
Increase in current
assets on previous year

+10.7%
Increase in sales revenue
on previous year

+8.1%
Increase income
on previous year

+32.5%
Increase in current
assets on previous year

Net income 2015

\$30.1 bn

Increase income on
previous year

+8.1 %

Sales revenue 2015

\$30.1 bn

Increase in sales revenue on
previous year

+10.7 %

Current assets at end of 2015

\$30.1 bn

Increase in current assets on
previous year

+32.5 %

+8.1%

Increase income
on previous year

+10.7%

Increase in sales revenue
on previous year

+32.5%

Increase in current
assets on previous year

+8.1%

Increase income
on previous year

Net income 2015

\$30.1 bn

Increase income on
previous year

+8.1%

Sales revenue 2015

\$30.1 bn

Increase in sales revenue on
previous year

+10.7%

Current assets at end of
2015

\$30.1 bn

Increase in current assets on
previous year

+32.5%

+8.1%

Increase income
on previous year

+10.7%

Increase in sales revenue
on previous year

+32.5%

Increase in current
assets on previous year

1

Increase income
on previous year

+8.1%

2

Increase in sales revenue
on previous year

+10.7%

3

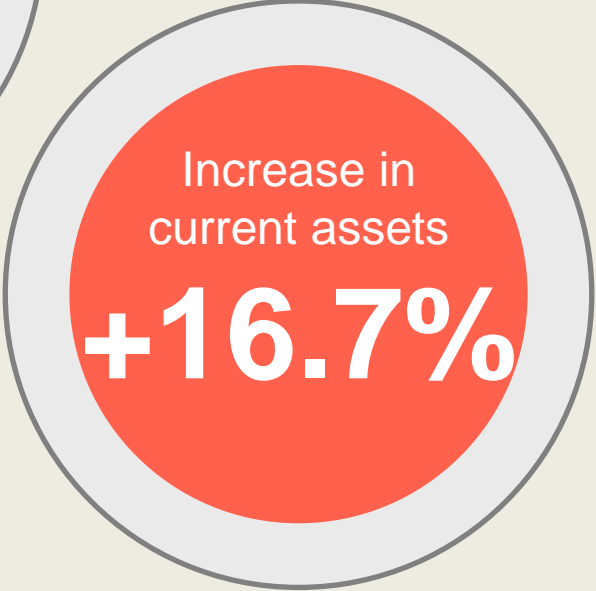
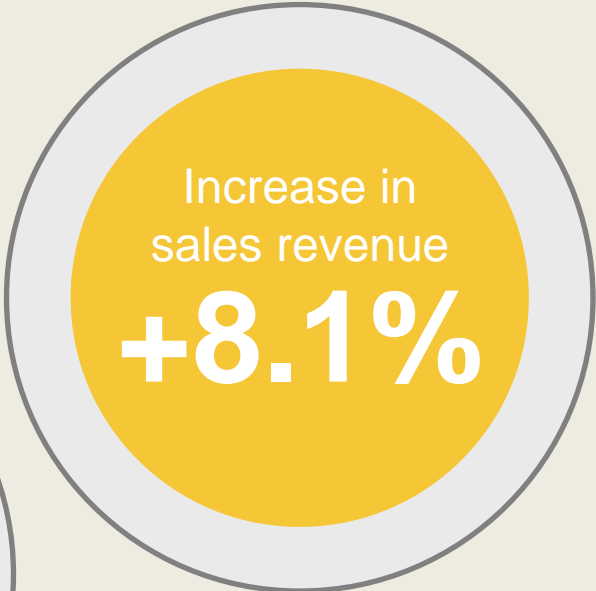
Increase in current
assets on previous year

+32.5%

+8.1% Increase income on previous year

+10.7% Increase in sales revenue on previous year

+32.5% Increase in current assets on previous year



+8.1%

Increase income
on previous year

+10.7%

Increase in sales revenue
on previous year

+32.5%

Increase in current
assets on previous year

+8.1%

Increase income
on previous year

+10.7%

Increase in sales revenue
on previous year

+32.5%

Increase in current
assets on previous year



歡迎加入商業簡報網
粉絲專頁



講師簡介

韓明文

商業簡報網站長

暢銷書作者

專職簡報企管講師

500大企業指定簡報講師

鼎新電腦知識學院特聘講師

信瑞企管特聘講師



課程內容



簡報製作原則

邏輯性簡報建構法

商業簡報KPI

商業簡報整合技巧

STP技術性簡報法

高階簡報製作

商業圖表活用術

商業圖解技巧

企劃2.0

商業簡報網 韓明文

M 0930-096593

B 簡單X簡報、企劃+、圖表+、簡報+

W www.pook.com.tw

E mwhan@pook.com.tw